

Installation Instructions & Data Sheet

ARH-T-3-I-D

Duct Mount Humidity & Temperature Sensor

3% Accuracy



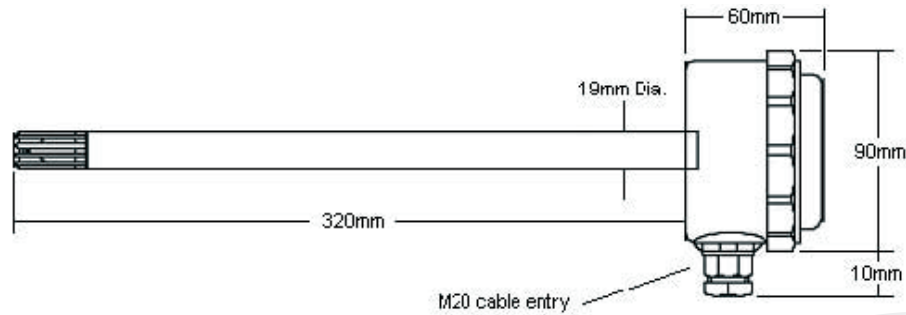
Supplied by

247able.com

Call us on +44 (0)118 916 9420 | Email info@247able.com

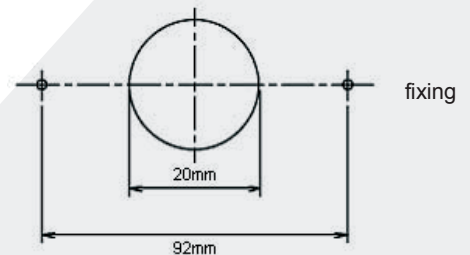
ARH-T-3-I-D

Duct Mount Humidity & Temperature Sensor 3% Accuracy



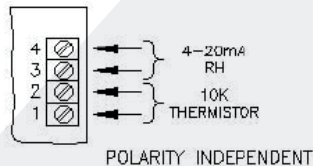
Installation

1. Choose an accessible location where the sensor element will lie in the airstream to be measured.
2. Drill a 20mm diameter hole in duct and use enclosure to mark position of two holes (92mm fixing centres)
3. Drill 2 x 4.6mm diameter holes and fix enclosure with No. 6 x 20mm screws.



Connection

1. Remove the circular cap on sensor head.
2. Insert cable through cable gland and connect signal wires to terminals.
3. Tighten cable gland and replace cap.



Sensors

Relative Humidity:	Bulk Polymer
Temperature:	10K3A1 Thermistor*
Humidity Accuracy:	+ / - 3% (20%-95% RH)
Temperature Accuracy:	+ / - 0.5oC

* Others available.

Outputs

Humidity:	0% RH = 4mA 100% RH = 20mA
Temperature:	10 KΩ Thermistor